



NEWS FROM  
THE EYE-BANK  
FOR SIGHT  
RESTORATION, INC.  
**WINTER 2025**

# eye to eye

## IN THIS ISSUE...

- PAGE 2**  
Cornea Fellow Day  
EEBA Conference  
Eye-Bank Scholarships
- PAGE 3**  
Recipient Story
- PAGE 4**  
Leadership Council Elections  
EBAA Leadership Meeting  
400 Faces of Sight Restoration
- PAGE 5**  
Holiday Happy Hour
- PAGE 6**  
Eye Donation Month  
Thanksgiving Card
- PAGE 7**  
MVP  
Honor/Memorial Gifts
- PAGE 8**  
Of Interest

## Eye-Bank Board Elects Two New Directors

**THE EYE-BANK'S BOARD OF DIRECTORS ELECTED TWO NEW MEMBERS** at its October 3rd meeting, Rachel Miller and Jaclyn D. Newman, who will bring their expertise in management consulting and the legal field, respectively, to the Board. Both Board members have a close connection to The Eye-Bank's mission. Ms. Miller's daughter had a sight-restoring corneal transplant and Ms. Newman, herself, is a corneal transplant recipient.

Ms. Miller is a Principal at Deloitte and, during her 26-year career, she has served as a trusted advisor to health care executives, shaping their operational and go-to market strategies. Currently, she serves as the lead relationship partner for Northwell Health. She earned her M.H.A. from Cornell University and her B.A. from Colgate University. Ms. Miller is a member and past president of Cornell's Sloan Alumni Association Board and a member of the Dean's Board at Cornell's Jeb E. Brooks College of Public Policy. She is the proud mother of three, including daughter, Gabriella, who is a corneal transplant recipient and an Eye-Bank Young Ambassador.



Rachel Miller

Ms. Newman is a Litigation and Trial Counsel at Harris St. Laurent & Wechsler LLP, an elite litigation firm in New York, representing clients from a wide array of industries in complex commercial litigation matters, including copyright infringement, breach of contract and breach of fiduciary duty-based claims. Ms. Newman earned her J.D. from Cornell University's Law School and her B.A. from the State University of New York at Binghamton. Having gratefully received the gift of sight she served as a community ambassador on The Eye-Bank's Leadership Council for more than five years before joining the Board.



Jaclyn D. Newman

The Eye-Bank's Board of Directors has 20 members who come from diverse fields and professions to help steer the organization toward fulfilling its mission and achieving its strategic goals.

The Board and Executive Director and CEO Patricia Dahl extend a warm welcome to Ms. Miller and Newman and look forward to having their expertise contribute to The Eye-Bank's sight-restoring mission.

The complete list of Board members and their profiles are at [eyedonation.org/board-of-directors](https://eyedonation.org/board-of-directors).

## Campaign Asks New Yorkers to Sign Up

**THE EYE-BANK'S NEW 2025 MULTI-MEDIA ADVERTISING CAMPAIGN** launched in January and features the theme, "Be a Better New Yorker." The new campaign appeals to the individual who can make a difference—and thereby be a better New Yorker—by enrolling in the New York State Donate Life Registry when getting a new or renewed driver license at state Department of Motor Vehicle (DMV) offices.

According to Donate Life New York State, the statewide organization of eye, organ and tissue recovery agencies, approximately 80 percent of all enrollments in the Donate Life Registry occur through the DMV. Aisha Tator, executive director of the organization, recently released statistics indicating that as of 2024, more than 50 percent of eligible New Yorkers are enrolled to be eye, organ and tissue donors in the state's Donate Life Registry.

Throughout the year, The Eye-Bank's ads will be seen across digital and social media platforms as well as connected TV (CTV) such as Amazon Prime Video, Roku, Netflix and websites like YouTube. The campaign also includes radio on select stations in both English and Spanish reminding New Yorkers to sign up to be eye, organ and tissue donors when visiting the DMV or by going to The Eye-Bank's website, [eyedonation.org](https://eyedonation.org).



**Sé un Mejor Neoyorquino.**

Una forma de ser un mejor neoyorquino es inscribirte para convertirte en donante de ojos, órganos y tejidos cuando vayas al DMV o en [ebsr.org](https://ebsr.org)

**THE EYE-BANK  
OF NEW YORK**  
Da el regalo de la vista y la vida.

**Be a Better  
New Yorker.**



One way to  
be a better New Yorker  
is to sign up to become  
an eye, organ and tissue donor  
when you go to the DMV  
or at [eyedonation.org](https://eyedonation.org)

**THE EYE-BANK  
OF NEW YORK**  
Give the gift of sight and life.



# Eye-Bank Hosts Seventh Cornea Fellow Day

**THE 2024 WING CHU, M.D. CORNEA FELLOW DAY** was held at The Eye-Bank's offices at 120 Wall Street in Manhattan on August 10. First instituted in 2016 to provide an opportunity for physicians specializing in cornea to learn about the mission of eye banking and innovative surgical techniques of corneal transplantation, Cornea Fellow Day is named in memory of Wing Chu, M.D., The Eye-Bank's medical director for 30 years.

The Eye-Bank's Executive Director and CEO Patricia Dahl, Medical Director Michelle K. Rhee, M.D. and Laboratory Manager Mudassir Razvi, CEBT were joined by The Eye-Bank's Medical Advisory Board Chair Himani Goyal, M.D., Secretary Ana G. Alzaga Fernandez, M.D. and Member George J. Florakis, M.D. who served as faculty.

Five physicians who are currently enrolled in cornea fellowships attended the one-day program which began with a morning didactic session that included a presentation on surgical techniques used for Descemet's Membrane Endothelial Keratoplasty (DMEK) and Descemet's Stripping Automated Endothelial Keratoplasty (DSAEK) procedures. The morning session was followed by a wet lab where



Participants at the 2024 Wing Chu, M.D. Cornea Fellow Day wet lab observe The Eye-Bank's Medical Advisory Board Secretary Ana G. Alzaga Fernandez, M.D. (at the microscope) as she prepares DMEK tissue.

participants received in-person instruction on performing DMEK surgery, allowing them to practice performing the advanced surgical procedure. Special thanks to manufacturer Zeiss US who provided additional microscopes needed for the wet lab. 👁

# Eye-Bank Research is Presented at European Conference



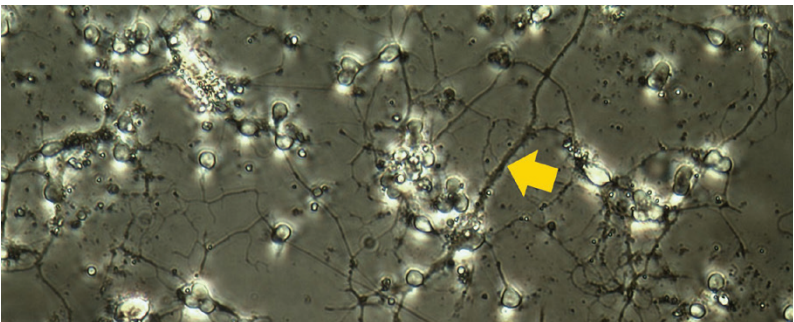
YoneJung Yoon, Ph.D.

**UPON THE INVITATION OF THE EUROPEAN EYE BANK ASSOCIATION'S (EEBA) SCIENTIFIC COMMITTEE**, YoneJung Yoon, Ph.D., research and relationship development manager at The Eye-Bank, delivered her presentation, "Optimizing Human Ocular Primary Cell Culture: Strategies to Enhance Utilization of Donor Tissue" at the EEBA's Annual Meeting held in Rome from January 16-18. The Eye-Bank's Executive Director and CEO Patricia Dahl was also in attendance at the meeting, which serves as an international forum for experts in corneal transplantation, eye banking and the treatment of ocular surface diseases.

In her presentation, Dr. Yoon shared how The Eye-Bank's Ocular Tissue Research Program has established protocols that enable the isolation of multiple ocular cell types from donor tissue. Since 2019, The Eye-Bank has been supplying a number of researchers with adult human retinal pigment epithelial cells (ah-RPE) that have been isolated from donor eye tissue and cultured into high-quality RPE monolayers in vitro. To establish three different ocular cell types, including adult human iris pigment epithelium (IPE), retinal ganglion cells (RGC) and Müller glia cells (MGC), Dr. Yoon modified the ah-RPE cell culture protocol. The more specific the cell type that can be isolated, the more valuable it is for meeting customized research needs.

According to Executive Director Patricia Dahl, "Dr. Yoon's expertise has been instrumental in placing cells and donor tissue with research scientists across the country." The act of eye donation not only helps to restore sight by providing The Eye-Bank with donor eye tissue for more than 1,100 sight-saving corneal transplants each year. It also provides valuable tissue that helps advance research into treatments and cures for other eye diseases, including retinal diseases such as macular degeneration, but only if consent for research is provided.

For more information about The Eye-Bank's Ocular Tissue Research Program or to register to receive research tissue, visit [eyedonation.org/researchers](https://eyedonation.org/researchers). 👁



According to Dr. Yoon, neurite formation, as indicated by the yellow arrow, between the isolated retinal ganglion cells is necessary for use in research.

# Students Wanted: Apply Now for a \$3,000 Scholarship

**THE EYE-BANK FOR SIGHT RESTORATION OFFERS TWO SCHOLARSHIPS ANNUALLY** to students who meet the specific scholarship's criteria. All applicants must be residents of The Eye-Bank's service area which includes New York City, Long Island and the Lower Hudson Valley.

The Eye-Bank's Young Ambassador Scholarship is awarded to a qualifying applicant under the age of 25 who is entering or currently enrolled in a two or four-year college and has conducted efforts to increase public awareness of the importance of eye donation. For students pursuing higher education in the fields of Science, Technology, Engineering or Mathematics (STEM), The Eye-Bank's STEM Scholarship requires applicants to submit an applied research proposal that would help to increase the number of New Yorkers enrolled in the state's Donate Life Registry as eye, organ and tissue donors.

Both have a \$3,000 scholarship prize and an application deadline of May 15, 2025. Visit [www.eyedonation.org/scholarship](https://www.eyedonation.org/scholarship) for more information about scholarship criteria and to access the application forms.

Questions about the criteria or how to complete the application may be submitted to [info@ebsr.org](mailto:info@ebsr.org). 👁





# Upper East Sider is Grateful for the Gift of Sight

By Drian Lin

**ELLEN YOSHIUCHI TAKES PRIDE IN HER INDEPENDENCE** during her retirement. She enjoys taking the bus around her Upper East Side neighborhood to visit some of her favorite museums. “I enjoy going to the Guggenheim and the Metropolitan Museum of Art whenever I get the chance,” she said, “as well as seeing theater performances with my husband and friends.” However, there was a time when Ellen felt very afraid as to whether she could maintain such independence.

Ellen’s ophthalmologist had diagnosed her with Fuchs’ dystrophy, a degenerative eye disease that causes fluid to build up in the cornea, the clear tissue at the front of the eye, eventually causing blindness. “It was as if I was looking through rain clouds all the time,” said Ellen. She was devastated when she received the diagnosis and her thoughts immediately turned to how she was going to manage working and raising her two sons.

At the time, Ellen was a Regional Program Director at the National Kidney Foundation, a non-profit organization dedicated to the awareness, prevention and treatment of kidney disease of which transplantation plays a vital role. She therefore understood the importance of eye, organ and tissue donation in restoring an individual’s quality of life. It was then that she was connected to a corneal surgeon who informed her that the only treatment for Fuchs’ dystrophy was a corneal transplant. Ellen was hopeful, yet fearful at the same time—she had never had any type of surgery in her life, let alone a procedure on her eyes. According to Ellen, she was reassured by her ophthalmologist and corneal surgeon, George J. Florakis, M.D., because “he was very thorough with his explanations,” leading her to feel less anxious about the upcoming surgery.

Dr. Florakis performed Ellen’s first corneal transplant surgery in the fall of 2011 and a transplant for her other eye a year later, both at NewYork-Presbyterian/Columbia University Medical Center’s Harkness Eye Institute with donor tissue provided by The Eye-Bank for Sight Restoration.



Ellen Yoshiuchi appreciating Central Park’s Jacqueline Kennedy Onassis Reservoir near her Upper East Side neighborhood.



Ellen and her husband, Takeshi, are longtime supporters of The Eye-Bank and regularly attend special events.




As a volunteer, Ellen (center) shared her sight restoration story at NewYork-Presbyterian Hospital/Columbia University Medical Center.


Ellen’s path to sight restoration had challenges, but thanks to the unwavering support of her family, Ellen’s journey to restored eyesight was made easier. “My family was there for me during this hard time in my life,” she said. They supported her through doctor appointments and helped her overcome everyday obstacles, reminding her that she was not alone. Ellen’s advice for others facing similar challenges is simple, yet thoughtful: “Talk to your family, ask

for help when it’s needed and share your thoughts, because it can be a very lonely experience.” She also urges patients to engage with their doctors proactively. “They are there to help.”

It’s been over a decade since her corneal transplant surgeries and she enjoys good eyesight. Now retired, Ellen has been able to pursue her personal hobbies and has also been generous in her support of The Eye-Bank. Most recently in November 2024, Ellen accompanied The Eye-Bank’s Communications Manager Maria Chelko during Eye Donation Month at NewYork-Presbyterian/Columbia University Medical Center, where she shared her personal story with hospital staff. Nurses, who play an important role in the eye donation process, were appreciative to hear how they were able to greatly improve the quality of life of someone like Ellen.

“I don’t have words to say how grateful I am to my eye donors and their families and how deeply appreciative I am and how highly I regard and respect them as human beings that they would do that,” Ellen said.

A photograph showing Ellen Yoshiuchi sitting at a small round table outdoors in a park-like setting. She is looking down at a smartphone. A man, identified as David Goodnight, is kneeling next to her, holding a professional video camera and filming her. The background shows trees and a paved area.

In September 2024, Ellen Yoshiuchi volunteered to be featured in The Eye-Bank’s latest testimonial video. Filmed on Manhattan’s Upper East Side, Eye-Bank Creative Specialist David Goodnight directed the shoot and edited the video. Ellen’s story of sight restoration can be viewed at [eyedonation.org/videos](https://eyedonation.org/videos). 



# Three Professionals Join The Eye-Bank's Leadership Council

**IN 2024, THE EYE-BANK'S LEADERSHIP COUNCIL ELECTED THREE NEW MEMBERS:** Steven Drummond, Katya Geltser and Andrew Nordquist. The Leadership Council comprises a group of mid-career professionals who promote The Eye-Bank's mission through outreach and fundraising efforts aimed at increasing the need for and benefits of eye donation.



Andrew Nordquist

Mr. Nordquist, who was elected to the Leadership Council in June, is the Head of Technology Infrastructure for the Americas at Schrodgers. He attended Hofstra University where he earned his B.S. in Computer Information Systems. Mr. Nordquist is connected to The Eye-Bank's mission as a donor family member. His brother, Christopher, became an eye donor when he died suddenly at the age of two, and the Young Ambassador Scholarship was established in his memory by Andrew's mother, long-serving Eye-Bank Board Member Andrea Nordquist.

Mr. Drummond and Ms. Geltzer were elected to the Leadership Council in July. Mr. Drummond is Corza Medical's Ophthalmology Territory Manager for New York City and Long Island. Previously, he has served in



Steven Drummond

Ms. Geltser is a life science industry consultant whose past consulting experience includes West Monroe, Cognizant, Deloitte and the Huron Consulting Group. She is an active member of the Healthcare Businesswomen's Association, serving on their regional committees. Ms. Geltser has a B.A. in Cellular Neuroscience from Colgate University.

For information about joining the Leadership Council, contact Robert Hankins, [rhankins@ebsr.org](mailto:rhankins@ebsr.org).

The complete list of Leadership Council members and their profiles are at [eyedonation.org/leadership-council](https://eyedonation.org/leadership-council).

sales representative positions with Stryker Orthopaedics; Smith & Nephew, where he focused on advanced wound care; and Karl Storz Endoscopy-America. He holds a B.S. in Business Management from the William Paterson University of New Jersey and a B.A. in Communication and Media Studies from West Chester University of Pennsylvania.



Katya Geltser

## 2025 Heise Award Announced at EBAA Meeting

**ON OCTOBER 17-18, THE EYE-BANK'S** Executive Director and CEO Patricia Dahl, Associate Director Edwin H. Roberts and Communications Director Noël Mick attended the Eye Bank Association of America's (EBAA) Annual Fall Leadership Meeting in Chicago which was followed by the Cornea and Eye Banking Forum, co-hosted by the EBAA and the Cornea Society.

The EBAA conference included the annual meeting of the Association's Accreditation Board followed by the Medical Advisory Board meeting. The day's session culminated with the announcement that Noël Mick, who served as chair of the EBAA's Board of Directors from 2020-2022, is the recipient of the EBAA's 2025 Heise Award. The Heise Award is presented to a non-medical eye banker in recognition of their



Noël Mick


outstanding devotion to the EBAA's development and for exemplifying the precepts of Leonard Heise, a major contributor to the fight against blindness and one of the EBAA's founders. This year's Heise award will be given at a ceremony conducted during the EBAA's 2025 Annual Meeting in June to be held in San Diego.

The 2024 Cornea and Eye Banking Forum included the presentation of more than 25 scientific abstracts as well as the presentation of the annual R. Townley Paton, M.D. Award, named for The Eye-Bank's founder and given as the highest honor to an ophthalmologist and corneal surgeon. This year's Paton lecture, delivered by the honoree, ophthalmologist and corneal surgeon, Bennie H. Jeng, M.D., was a well-deserved tribute to the profession's family services coordinators who approach families for consent for eye donation. His lecture can be accessed at [eyelearn.restoresight.org/p/2024PatonLecture](https://eyelearn.restoresight.org/p/2024PatonLecture).

### The Eye-Bank Seeks Recipients for Historic Photomosaic


**IN 2025, NEW YORK CITY IS CELEBRATING** its 400th anniversary. In honor of this milestone, The Eye-Bank, founded in New York City as the world's first transplant agency, is creating a photomosaic reflecting what sight restoration looks like by featuring the faces of individuals who have received the gift of sight through the years.

The project includes taking professional portraits of 400 New York City residents whose sight has been restored with donor eye tissue provided by The Eye-Bank.



If you are a corneal transplant recipient and a resident of New York City, we want to include you in this historic project! Go to [eyedonation.org/400Faces](https://eyedonation.org/400Faces) or scan this QR code to complete your interest form, and The Eye-Bank will be in touch to schedule your portrait at a location in your borough.

If you have questions, contact [400Faces@ebsr.org](mailto:400Faces@ebsr.org).





# Leadership Council Hosts an “Electrifying” Event

**ON NOVEMBER 15, ELECTRIC SHUFFLE IN MIDTOWN MANHATTAN BUZZED WITH EXCITEMENT** as members of The Eye-Bank’s Leadership Council and approximately 150 guests gathered to enjoy the special 2024 Holiday Happy Hour and showcase their skills at the shuffleboard tables while supporting The Eye-Bank.

The friendly spirit of competition carried over to the silent auction, which featured a collection of prizes that included stunning jewelry sets from Leadership Council Member Ileana Quinones Ruiz’s Artisans of IQ; luxury suite tickets to sporting events, including the Brooklyn Nets, the New York Giants and the New York City Football Club; a chef’s table dinner at the Upper East Side’s brand-new Café Commerce; and an evening out at the legendary Smoke Jazz Club.

True to the venue’s name, the atmosphere was “electric” as guests mingled, sipped espresso martinis and indulged in small bites. Amid the festivities, attendees heard from Leadership Council Chair Patrick K. Corbett and Council Member Andrew Nordquist about the importance of The Eye-Bank’s mission to restore sight to those in need and how supporting events like the Holiday Happy Hour helps to advance that cause.

The evening ended with the announcement of the final shuffleboard game tallies and Tomer Maimran received the “gold medal” for the highest score. Thanks to our generous supporters, the Leadership Council event raised more than \$68,000 in support of The Eye-Bank’s public and professional education programs. 📺



L-R: Eye-Bank Director and CEO Patricia Dahl; Leadership Council Members George Ruiz, Ileana Quinones Ruiz, Patrick K. Corbett, Nathan Sheinfeld, Katya Geltser and Andrew Nordquist; and Eye-Bank Board President Dennis R. Tarzian





# Health Systems Promote Eye Donation Month

**THE EYE-BANK EXPANDED ITS OUTREACH EFFORTS DURING NOVEMBER** for Eye Donation Month, a designated time when eye banks and other supportive organizations around the country highlight the importance of eye donation and the benefits of corneal transplantation. The Eye-Bank has been successful in collaborating with a growing number of our service area’s health systems’ marketing teams and social media departments in order to spread the Eye Donation Month message and reach new audiences.

The 2024 campaign featured one-year-old recipient Greyson and his parents, Vick and Nicole Moonassar, who are grateful for the gift of sight their son now enjoys. The Eye-Bank created both digital and video versions of Greyson’s story to share with our hospital partners. Greyson, who is a patient of The Eye-Bank’s Medical Advisory Board Member Danielle Trief, M.D., a corneal surgeon at New York-Presbyterian, was also featured in a patient story the hospital shared on their own Instagram.

Mount Sinai Health System produced and shared on social media a video, with creative direction provided by



During Eye Donation Month, Eye-Bank volunteer and corneal transplant recipient Oscar E. Martinez Ruiz (center) shared his story of sight restoration with Neurosurgical Intensive Care Unit staff at NYU Langone Health’s Kimmel Pavilion in Manhattan.

The Eye-Bank, that featured local Funeral Home Director and corneal transplant recipient James Donofrio. Thanks to his successful transplant procedures performed by David C. Ritterband, M.D., and the generosity of his donors, James is able to manage his funeral home and serve his community.


For NYC Health + Hospitals, The Eye-Bank produced a co-branded video featuring The Eye-Bank’s Medical Director Michelle K. Rhee, M.D. who is also the Associate Director of Ophthalmology at NYC Health + Hospitals/Elmhurst. In the video, Dr. Rhee emphasized the importance of eye donation while encouraging New Yorkers to sign up to be eye, organ and tissue donors. And NYU Langone Health featured a special patient story about Eye-Bank volunteer and corneal transplant recipient Oscar E. Martinez Ruiz in their health system’s online “NewsHub” with The Eye-Bank’s Medical Advisory Board Chair Himani Goyal, M.D. contributing to the article.

Throughout Eye Donation Month, Eye-Bank volunteers joined our Hospital and Community Liaisons at area hospitals to meet with staff and share their personal stories of having their sight restored thanks to donor eye tissue provided by The Eye-Bank for Sight Restoration. The Eye-Bank is grateful for the support of our transplant recipients, corneal surgeons and hospital partners during November and throughout the year. ▶



## Six-Year-Old Artist Gives Thanks

**EACH YEAR, THE EYE-BANK INVITES A YOUNG CORNEAL TRANSPLANT RECIPIENT TO CREATE ARTWORK** for our annual Thanksgiving card as part of our Young Ambassador Program. The Eye-Bank’s 2024 Thanksgiving card features a fun drawing by six-year-old Colin Kim of Brooklyn whose sight was recently restored with a corneal transplant.



Colin Kim

According to his mother, Colin who is in the first grade, loves to draw trains and fish—especially blowfish. He also likes to sing and pretends to shoot YouTube videos where he talks about trains and other toys. Colin’s sight-restoring transplant was performed by corneal surgeon Gerald W. Zaidman, M.D. at Westchester Medical Center with donor tissue provided by The Eye-Bank for Sight Restoration.

The Eye-Bank’s annual Thanksgiving card is sent to our many supporters; hospital partners; corneal transplant surgeons; and dedicated volunteers who help us accomplish our mission of sight restoration. Colin and his family are joyful for his gift of sight and are grateful for the kind and selfless donor who made it possible. ▶





## People Who Help Make a Difference

**THE EYE-BANK IS PLEASED TO RECOGNIZE** both the Medicine Residents and the Emergency Medicine Residents of NYC Health + Hospitals/ Lincoln for their sustained collaboration and successful advancement of eye donation.

Led by Medicine Resident Program Director Nehad Shabarak, M.D., Emergency Medicine Resident Program Director Rui Domingues, M.D. and a team of chief residents, the residents of Lincoln Hospital are responsible for initiating and supporting the eye donation referral process in Critical Care Units and the Emergency Department.

This resident-driven process is somewhat unique among area hospitals. It ensures that physicians gain a thorough knowledge of donation practices and become eye, organ and tissue donation advocates early in their careers. It also increases process efficiency by designating the responsibility of donor referrals to a specific group of providers who are very familiar with the process and are available to The Eye-Bank's coordinators conducting screening calls for donor eligibility.

In 2024, 16 percent of the patients referred to The Eye-Bank from Lincoln Hospital became eye donors, which is 10 percent higher than the average for NYC Health + Hospitals health system comprising 12 hospitals. Last year, Lincoln's eye donors restored sight to 24 individuals. These gifts would not have been possible without the hard work and support of these two expert resident teams. The Eye-Bank is grateful to Lincoln Hospital's Medicine and Emergency Medicine Residents for their dedicated joint efforts in support of our sight-restoring mission. 👁️



Members of Emergency Medicine Resident program with Chief Resident Donald Hathaway, M.D.



Members of Medicine Resident program with Chief Resident Saher Shiza, M.D.

## Honor/Memorial Gifts *from July 1, 2024 – December 31, 2024*

Memorial and honor gifts are given to recognize loved ones or to mark a special occasion. To make a gift in honor or memory of someone, please use the enclosed envelope, visit [eyedonation.org/give](https://eyedonation.org/give), or contact The Eye-Bank's Development Department at **212-742-9000**.

### IN MEMORY OF...

Daniel Amatullo	Martha Gale
Louis Amend	Mary Gara
Mayme J. Andrews	Phil Gietek
Souraya Ashkar	Fay Grunner
Regina Baylis	Charles T. Haddad
Joseph Beck	Catherine T. Harth
Charlotte and Bernard Bernard	Dina Hartstein
Ira L. Blakey	Janie Haskins
Michael D. Brown	Sidney Hassan
Susan Brush	Edward Heintz
Michael Buchala	Bameg Hill
Christopher Cancro	Josie Hoffer
Gerald Cantor	Brian M. Jackel
Marie Elaine Carlucci	Robert Jaeger
Steven Caroddo	Catherine Jiannetto
Joan Cipollini's mother	Anne Johnson
Gertrude Cooney	Anne Johnson's grandfather
Michael Cooney, M.D.	Isadore Kaplan
Peter A. Corcoran	Jeanne T. Kaplan
Debra A. Cotugno	Rose Kaplan
Antonia de Jesus	Fred Karasik
James Fabian, Esq.	Mary Kleinfeld
	Edith Korszowsky

John Kucher
Marianna Kuhne
Robert L. Leghorn
Mark Lovell
Justin Manus
Learrie McBride
Nicholas S. Meli
Kay Miranda
Herbert Orenstein
Charles Orloff
Raymond Orloff
Laura Palma
Amy Parets' cornea donors
Brandon Paroly
Gaetana Riccobono
Tom Rios
Jean Russo
Nena Ruthen
Diane Salkowitz
Richard L. Salzer
Eva R. Shardlow
Doug Sharpe, M.D.
Irene and Sidney Silverman

Lionel (Lee) Sorenson, M.D.
Benjamin Stern
Helen and Harry Stern
Maksym Sugorovskiy
Mary Agnes Treanor
Doris and William Weissler
Paul H. Winiecki

### IN HONOR OF...

Kim and David R. Adler
Elliot Bardavid
Phil Broussard
Richard Caroddo
Jack Chudnoff
Cornea Transplant Surgeries
Joan and Eugene J. Daly
Robert A. D'Amico, M.D.
Paul Emposimato
George J. Florakis, M.D.
Dennis Gitler
Anna Goldberg
Hanukkah
John Kucher

Jan Lewis
Glenn Malat, O.D.
Sid Mandelbaum, M.D.
Roy Marshak
Ralph McGrath
Greyson Moonassar
Kevin J. O'Leary
Angelita Pelaez
Angel Luis Perez
Michelle K. Rhee, M.D.
David C. Ritterband, M.D.
Mr. and Mrs. David Schecher
John A. Seedor, M.D.
Arielle and Nathan Sheinfeld
Frank Sortino
Linda and Dennis R. Tarzian
Danielle Trief, M.D.
Mary Tynan
Barbara J. Ungar
Anthony Wenzel



120 Wall Street  
New York, NY 10005  
(212) 742-9000

[www.eyedonation.org](http://www.eyedonation.org)

**RETURN SERVICE REQUESTED**

eye to eye is published by The Eye-Bank for Sight Restoration, Inc., a non-profit organization located at 120 Wall Street, New York, NY 10005-3902. The Eye-Bank was founded in 1944 for the purpose of collecting and distributing corneal tissue for transplants, research and medical education. More than 74,000 people in the greater Metropolitan area have had their sight restored through the work of The Eye-Bank.

**Patricia Dahl**

Executive Director/CEO

**Noël Mick**

Editor

**Chadwick Shank**


Associate Editor

**Drian Lin**

Contributor

Non-Profit Org  
U.S. Postage  
**PAID**  
New Brunswick, NJ  
Permit No. 1

## Of Interest...


The Eye Bank Association of America (EBAA) recently announced that **Maria Chelko**, The Eye-Bank's communications manager, has been selected to receive the EBAA 2025 Communication Optics Award. The award recognizes an individual from an EBAA member eye bank who has demonstrated outstanding creativity in advancing the EBAA's mission to restore sight worldwide through expert communications in highlighting the gift of sight and its impact. Ms. Chelko will be honored in June at the Association's awards luncheon during the Annual Meeting in San Diego. 



Maria Chelko



Peyton Myers

Congratulations to Eye-Bank Ocular Laboratory Technician **Peyton Myers** who recently passed the Eye Bank Association of America's (EBAA) Certified Eye Bank Technician (CEBT) exam. The Eye-Bank's laboratory technicians are eligible to sit for the exam after completing at least one year of tenure with The Eye-Bank. The exam includes questions about EBAA Medical Standards as well as FDA regulations. In addition to passing the written portion of the exam, technicians must successfully demonstrate proficiency in the recovery of corneoscleral discs using aseptic technique as witnessed by The Eye-Bank's Medical Director. New CEBT technicians must demonstrate the ability to determine donor eligibility and tissue suitability for transplant on at least 25 donors before being authorized to sign off on donors as a medical director designee. Peyton, who joined The Eye-Bank in June 2023, holds a B.S. in Biology from the University of Mississippi. 

### Save the Date: The Eye-Bank's Spring Benefit

Tuesday, May 20, 2025

6:30 p.m. – 9:00 p.m.

The Bohemian Benevolent  
& Literary Association

21 East 73rd Street  
New York, NY 10021



Let others know about eye donation and how to enroll in the Donate Life Registry at [facebook.com/eyebankny](https://facebook.com/eyebankny)



Stay current with Eye-Bank news  
[@eyebankny](https://@eyebankny)



Follow The Eye-Bank on Instagram  
[@eyebankny](https://@eyebankny)